

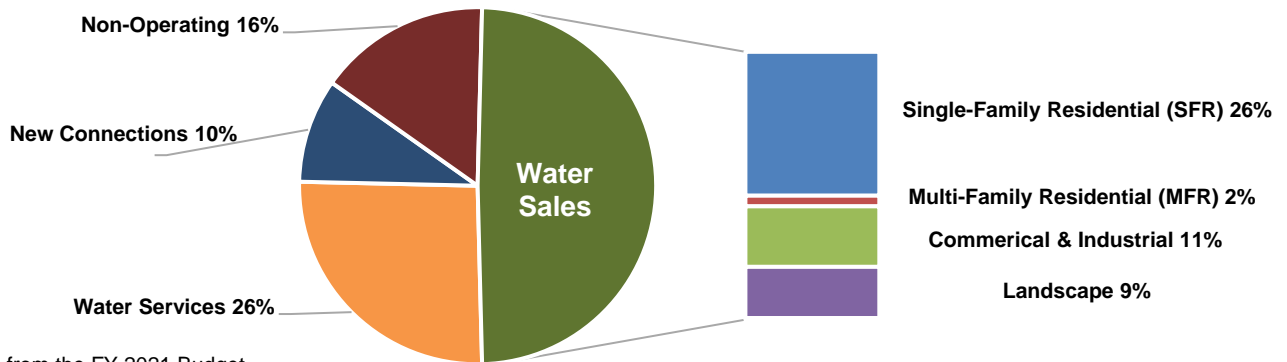


# FY 2021 – Q3 Financial Report

July 1, 2020 – March 31, 2021

## Revenues

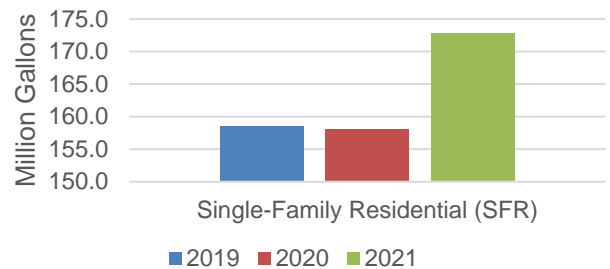
Scotts Valley Water District revenues come from four main sources: Water Sales, Water Services (Basic Service Charge), New Connections, and Non-Operating.\*



\*Data from the FY 2021 Budget

The District's largest revenue category is Single Family Residential (SFR) Water Sales. Revenue from SFR Water Sales for the period of July through March 2021 is up 13.1% from the same period in the prior year. This increase has been offset by reduced revenue from Commercial & Industrial (CII) customers.

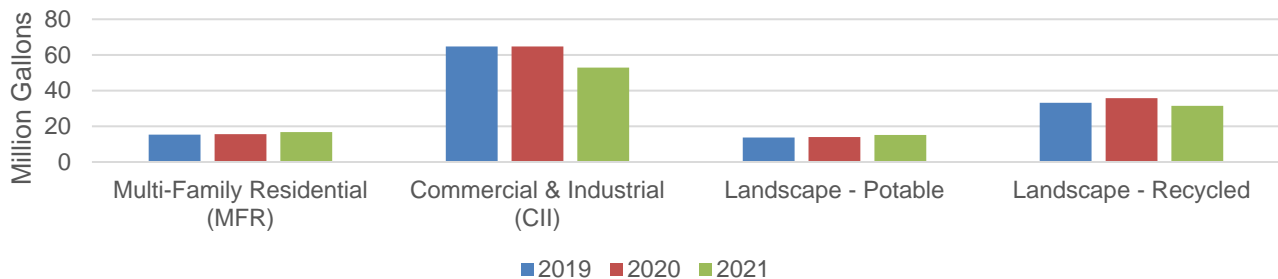
## Consumption 3 Year History : SFR (July 2020 through March 2021)



## Consumption

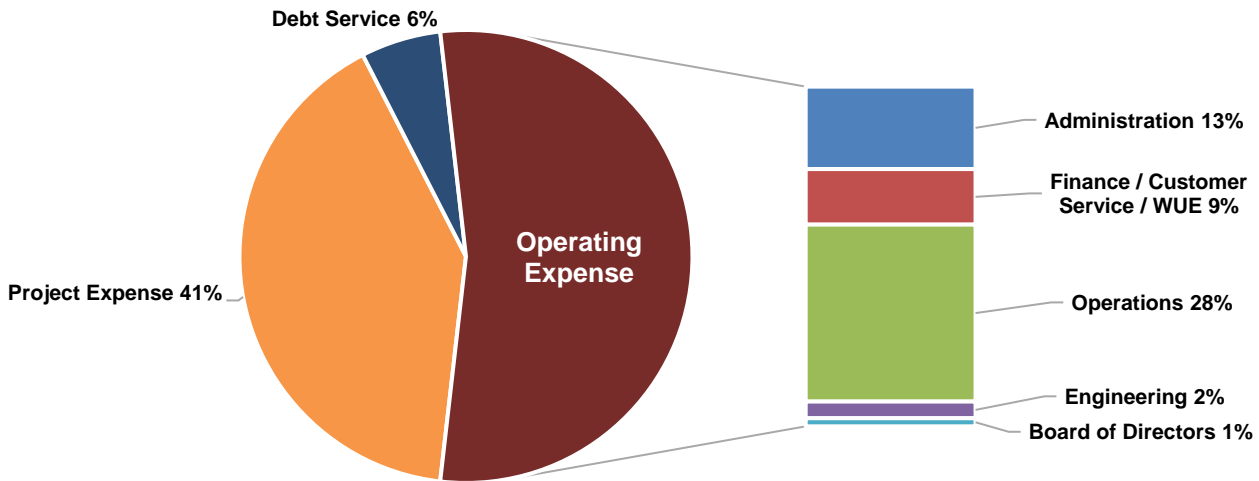
Water consumption by SFR customers has increased 15 million gallons or 9.3% from the same period in FY 2020. CII consumption is down 11.8 million gallons, a decrease of 18.3% from FY 2020.

## Consumption 3 Year History : MFR, CII, Landscape (July 2020 through March 2021)



## Expenses

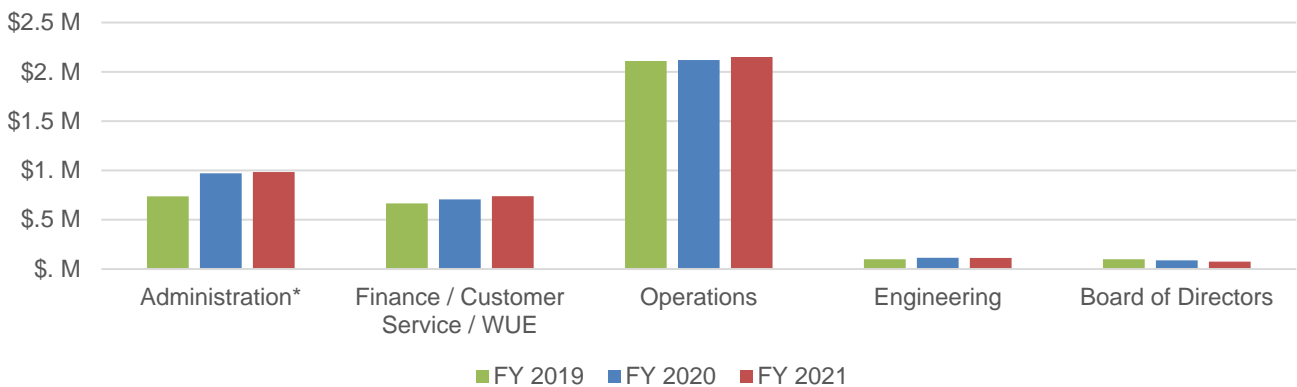
District expenses are comprised of three major categories: Operating Expenses, Project Expenses, and Debt Service. The chart below presents the FY 2021 Budget by expense category, with Operating Expenses broken down by Division. \*



\*Data from the FY 2021 Budget

Operating expenses are the organization's largest expense category. Through Q3 of FY 2021, which accounts for activity from July 2020 through March 2021, operating expenses are below budget. Total operating expenses in FY 2021 exceed the FY 2020 total by 1.6%. The chart below provides a comparison by Division for each of the past three fiscal years.

**Operating Expenses 3 Year History by Division  
July 2020 - March 2021**

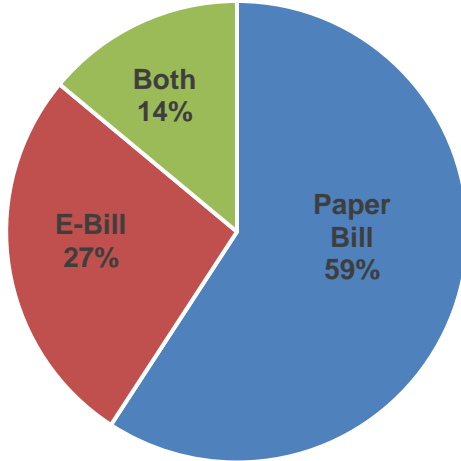


## Customer Accounts

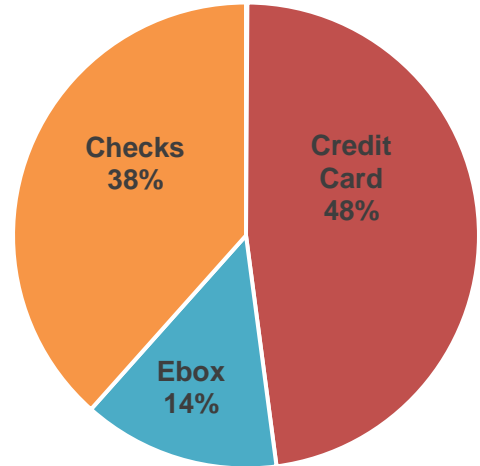
The charts below provide additional information on how customers interact with the District.

**Total Accounts: 4,404**

How do customers RECEIVE their bill?



How do customers PAY their bill?



Are customers making timely payments?

	Aging Schedule			
	Balance as of 3/31/2021	Feb-2021 Billing	Dec-2020 Billing	Oct-2020 Billing (& Earlier)
Past Due Balance \$	\$ 68,575	\$ 34,774	\$ 12,490	\$ 21,311
Accounts		174	55	40

### Accounts Receivable by Billing Period

