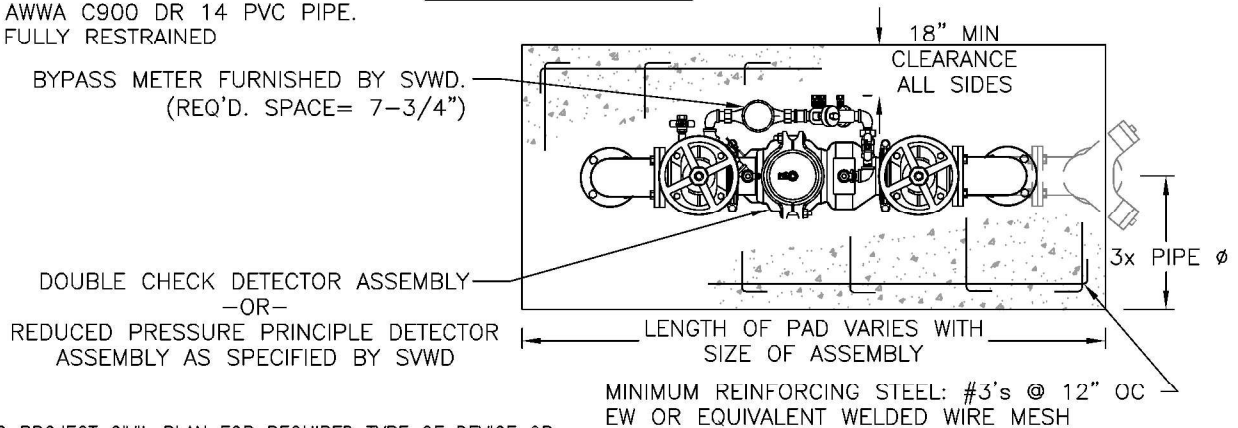
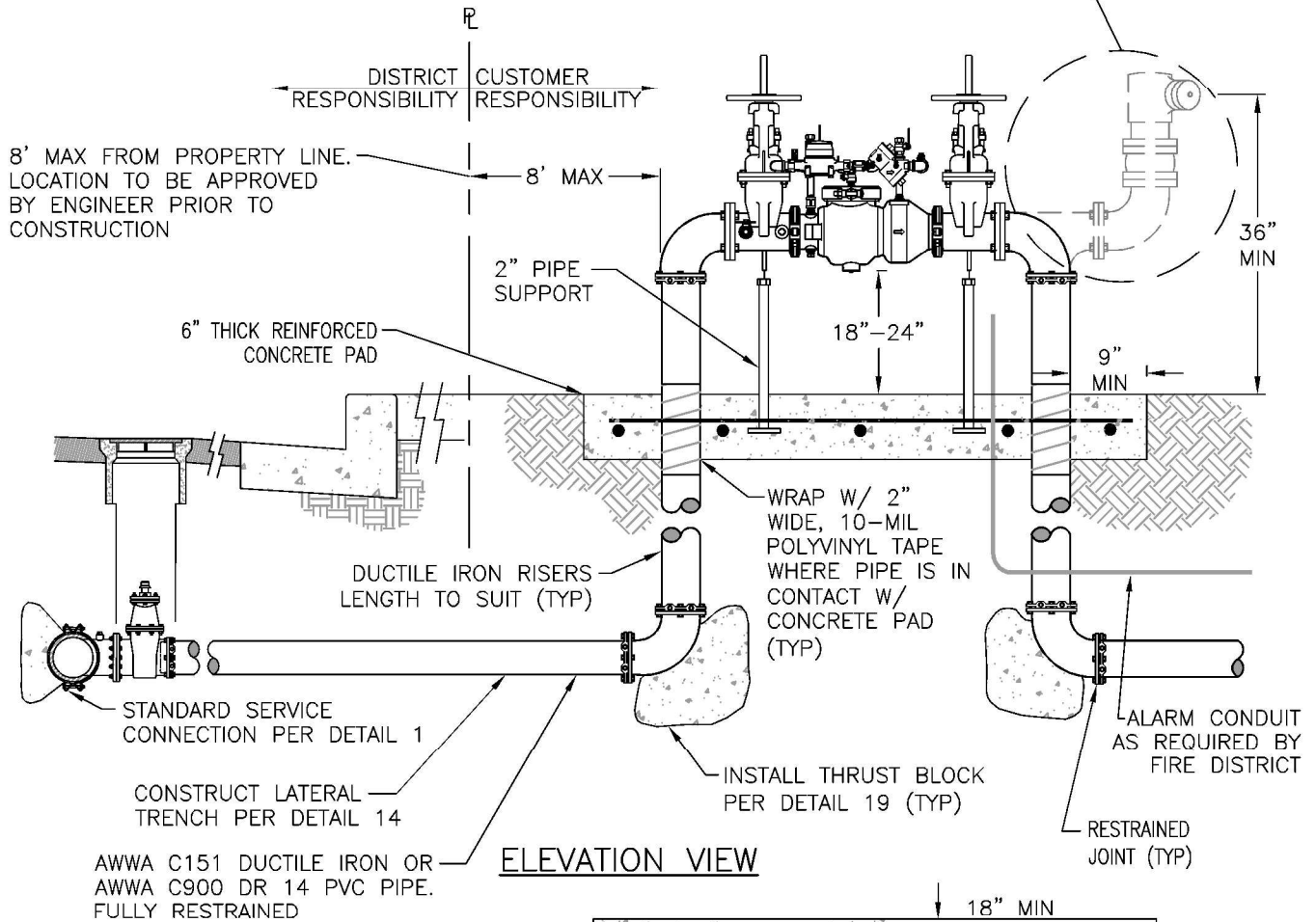



FIRE DEPARTMENT CONNECTION AS REQUIRED BY FIRE DISTRICT W/ CLAPPERED SIAMESE, LISTED SCREW-IN PLUGS WITH PIN-LUGS, AND CHECK VALVE. FACE CLAPPERED SIAMESE TOWARD STREET, AWAY FROM OBSTRUCTIONS.



NOTES

1. REFER TO PROJECT CIVIL PLAN FOR REQUIRED TYPE OF DEVICE OR CONTACT ENGINEER FOR SPECIFIED TYPE PRIOR TO SCHEDULING INSTALLATION.
2. O.S. AND Y. VALVES SHALL BE EQUIPPED WITH TAMPER PROOF ALARM DEVICES. VALVES ARE TO BE CHAINED TOGETHER IN THE OPEN POSITION WITH A BREAK-AWAY CHAIN OR AS REQUIRED BY FIRE DISTRICT.
3. ASSEMBLY TO BE PAINTED RED OR OTHER COLOR AS SPECIFIED BY FIRE DISTRICT.
4. DEVICE MUST BE INSTALLED SO THAT IT IS READILY ACCESSIBLE FOR TESTING AND MAINTENANCE.
5. LOCATIONS MUST BE APPROVED BY SVWD PRIOR TO INSTALLATION.
6. INSTALL TRAFFIC BOLLARDS (2 MIN) PER DETAIL 20 WHEN EDGE OF VEHICULAR TRAFFIC IS LESS THAN 36" FROM ASSEMBLY.
7. BRASS OR PLASTIC PLUGS SHALL BE INSTALLED ON ALL TEST PORTS.



SCOTTS VALLEY WATER DISTRICT

WWW.SVWD.ORG

DETAIL 9

STANDARD 4-INCH AND LARGER FIRE SERVICE INSTALLATION

NOT TO SCALE