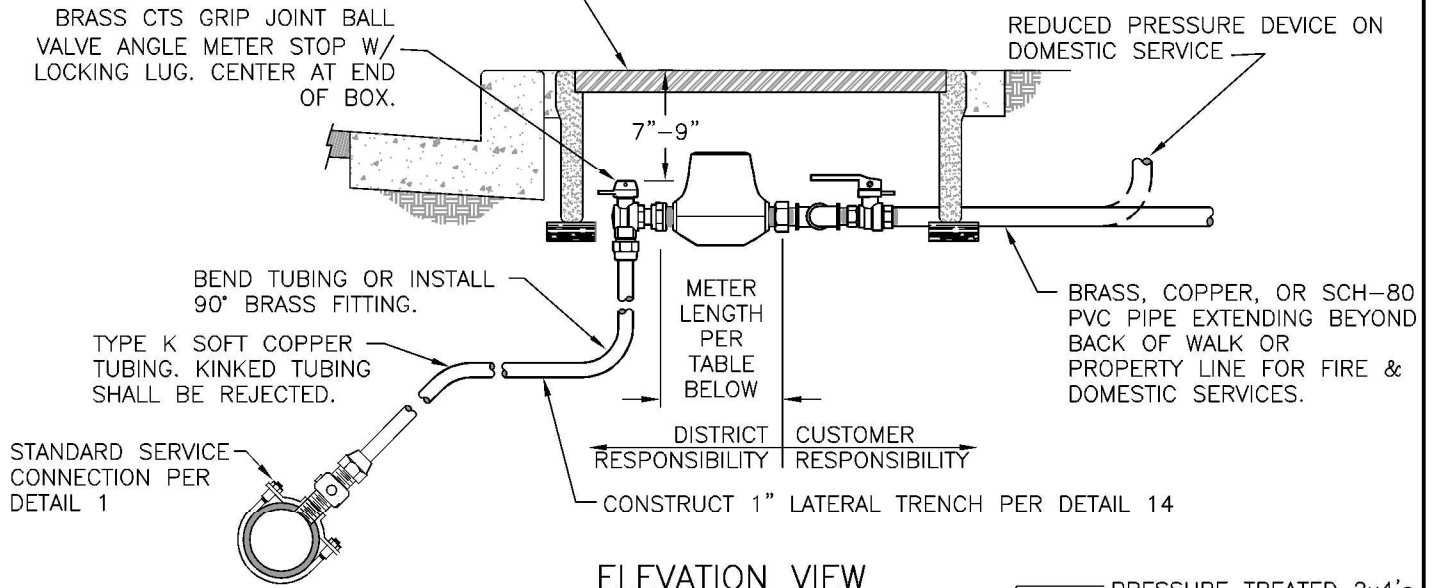
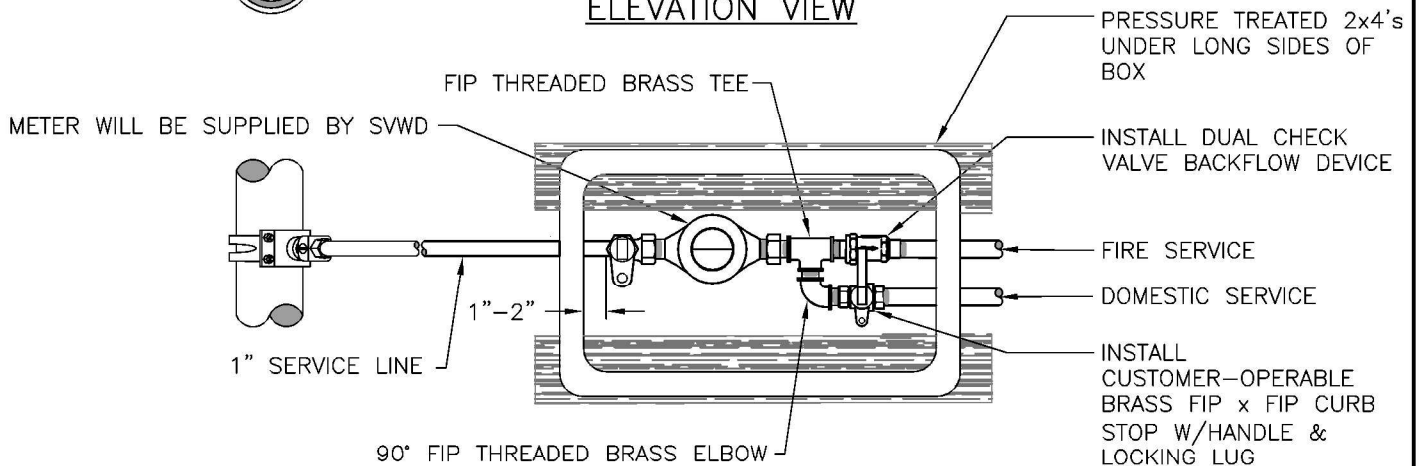


INSTALL METER BOX PER TABLE BELOW.
"WATER" SHALL BE IMPRINTED ON THE LID.



ELEVATION VIEW



PLAN VIEW

METER	BOX TYPE	METER LENGTH	MAX SPRINKLER DEMAND
3/4" THREADED	"16"	7 3/4"	30 GPM W/ 3/4" SERVICE


BOX TYPE	NON-TRAFFIC	TRAFFIC
TYPE "16"	CHRISTY B16 BOX W/ N16R LID OR EQUAL	CHRISTY B1324 BOX W/ B1324-51JH LID OR EQUAL

PERMITTED USES

- HIGH-DENSITY DEVELOPMENTS (APARTMENTS, CONDOMINIUMS, MULTI-FAMILY, ETC.). SERVED BY RECYCLED WATER.
- SINGLE FAMILY RESIDENCES THAT ARE REQUIRED TO INSTALL A 3/4" METER TO MEET FIXTURE COUNT (HOUSEHOLD) DEMAND.

DETAIL NOTES

- BRASS FITTINGS, VALVES AND PIPE SHALL CONSIST OF LOW-LEAD BRASS ALLOY AND SHALL HAVE A MINIMUM WORKING PRESSURE OF 150 PSI.
- FIRE SERVICE LINE SHALL BE TESTED FOR LEAKS PRIOR TO BACKFILLING.
- CUSTOMER SIDE FIRE SERVICE PIPE TYPE AND CONNECTION SHALL MEET FIRE DISTRICT REQUIREMENTS.



SCOTTS VALLEY WATER DISTRICT

WWW.SVWD.ORG

DETAIL 4A

COMBINATION 3/4-INCH FIRE AND
DOMESTIC SERVICE INSTALLATION

NOT TO SCALE