



SCOTTS VALLEY
WATER DISTRICT

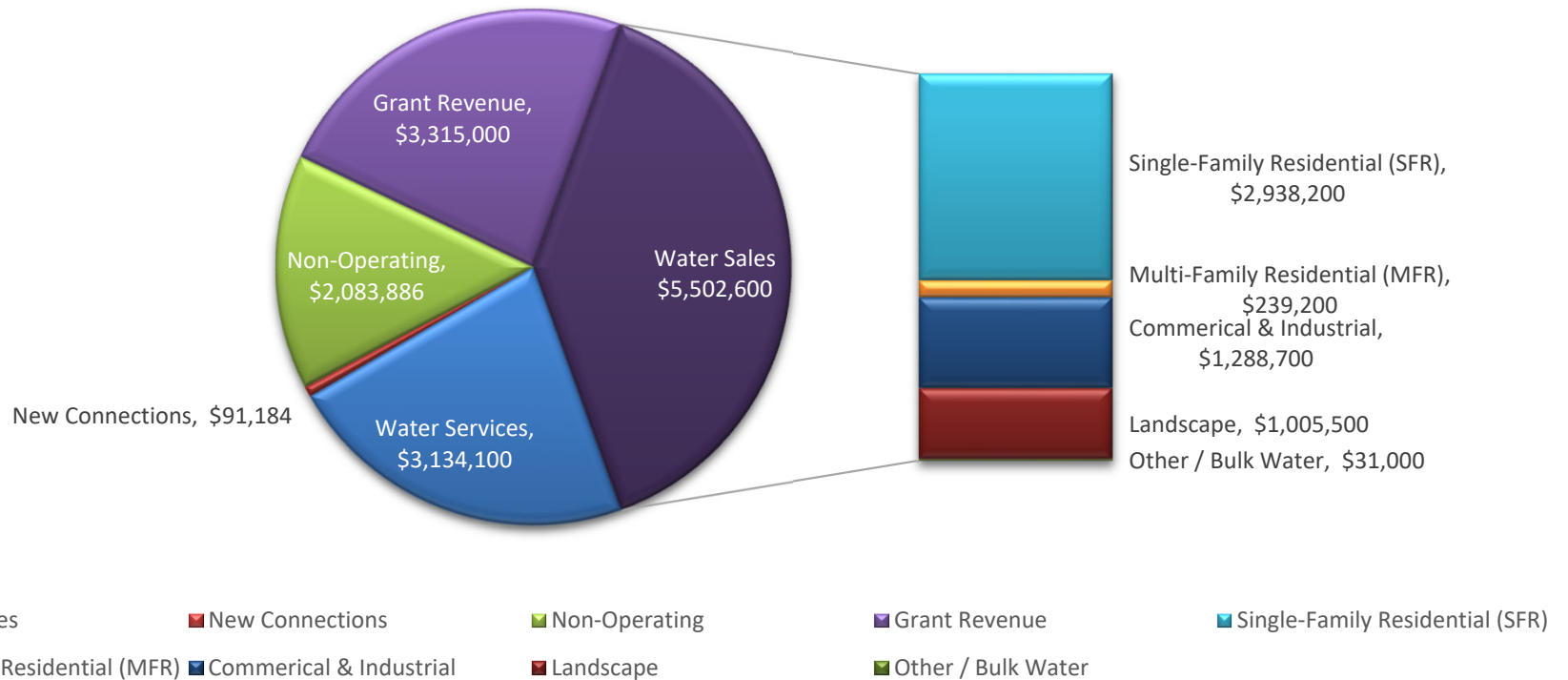
FY 25-26 – Q3 Financial Report

July 1, 2025 – March 31, 2026



SCOTTS VALLEY WATER DISTRICT

FY 25-26 Revenue Budget

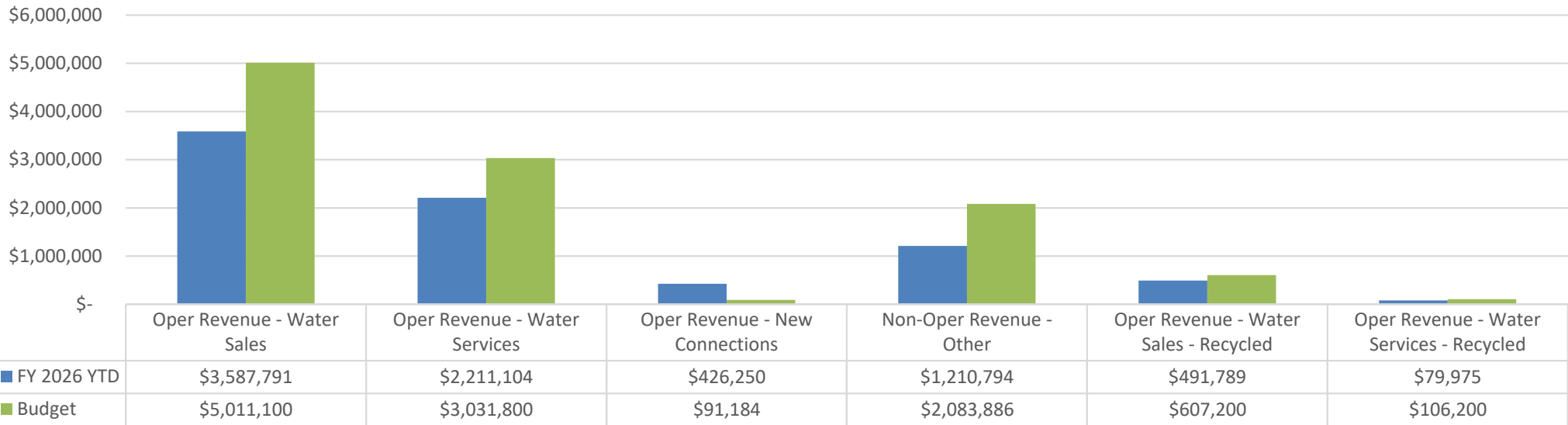


Scotts Valley Water District revenues come from four main sources: Water Sales, Water Services (Basic Service Charge), New Connections, and Non-Operating*.



**SCOTTS VALLEY
WATER DISTRICT**

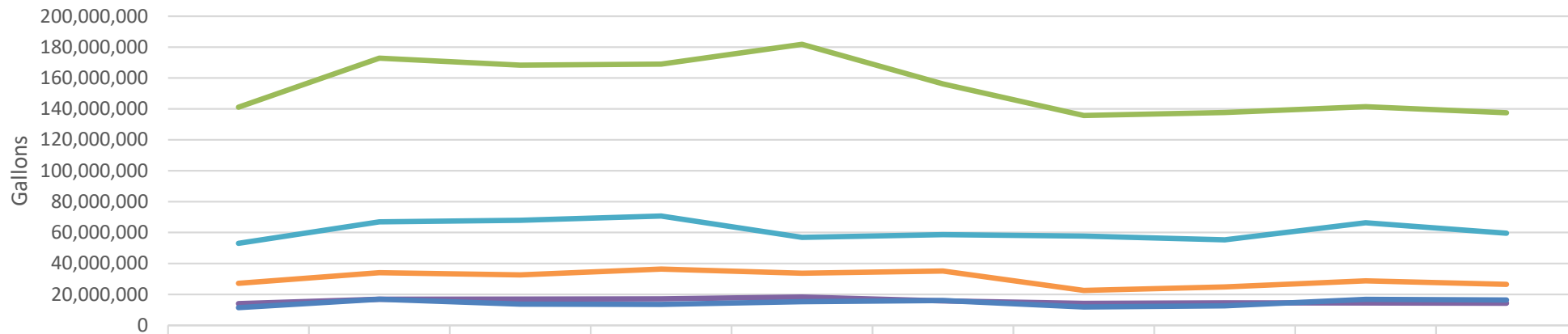
**YTD Revenue Vs Budget
March 31, 2026**





SCOTTS VALLEY WATER DISTRICT

Consumption History July - March

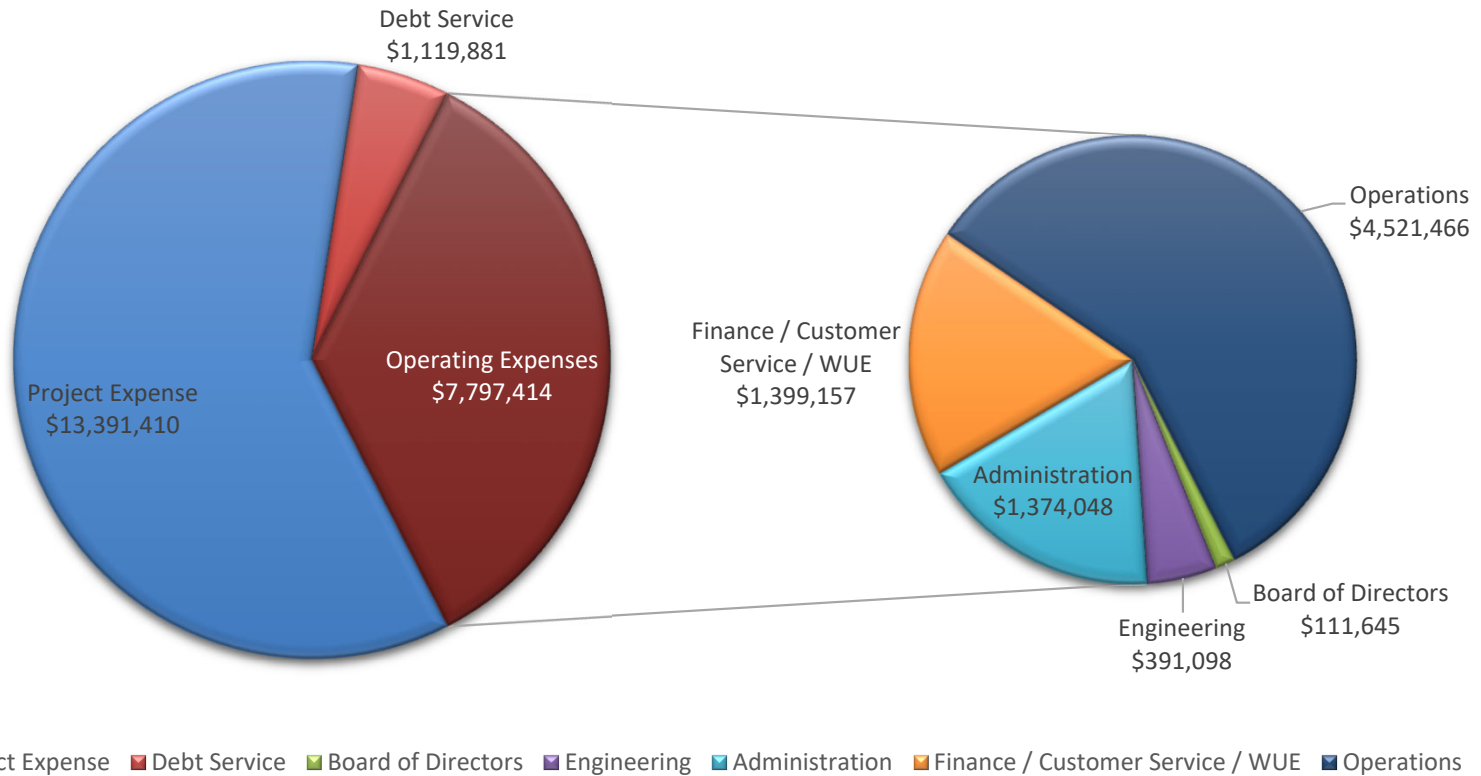


	2017	2018	2019	2020	2021	2022	2023	2024	2025	2026
RES - SINGLE FAMILY	141,141,463	172,867,650	168,364,139	169,012,920	181,764,192	156,148,914	135,754,265	137,712,323	141,464,008	137,520,167
RES - MULTI FAMILY	14,022,260	16,935,542	16,990,530	17,175,798	18,275,369	15,808,976	14,240,854	14,564,004	14,456,598	14,279,852
CII	53,079,937	66,922,375	67,942,472	70,731,568	56,810,632	58,615,313	57,662,556	55,263,069	66,284,215	59,566,957
LANDSCAPE - POTABLE	11,466,570	16,834,490	13,756,546	13,585,373	15,329,310	16,047,895	11,887,036	12,665,552	16,795,119	16,400,619
LANDSCAPE - RECYCLED	27,234,740	34,029,168	32,613,732	36,420,048	33,753,678	35,118,090	22,574,118	24,872,681	28,805,529	26,519,630



SCOTTS VALLEY WATER DISTRICT

FY 25-26 Expense Budget



District expenses are comprised of three major categories: Operating Expenses, Project Expenses, and Debt Service. The chart above presents the FY 2026 Budget by expense category, with Operating Expenses broken down by Division.



**SCOTTS VALLEY
WATER DISTRICT**

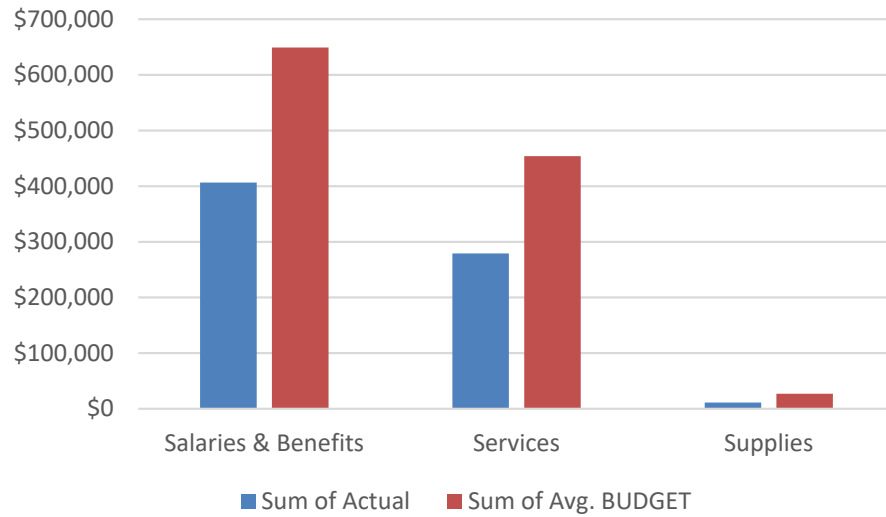
**Expenses by Department
March 31, 2026**



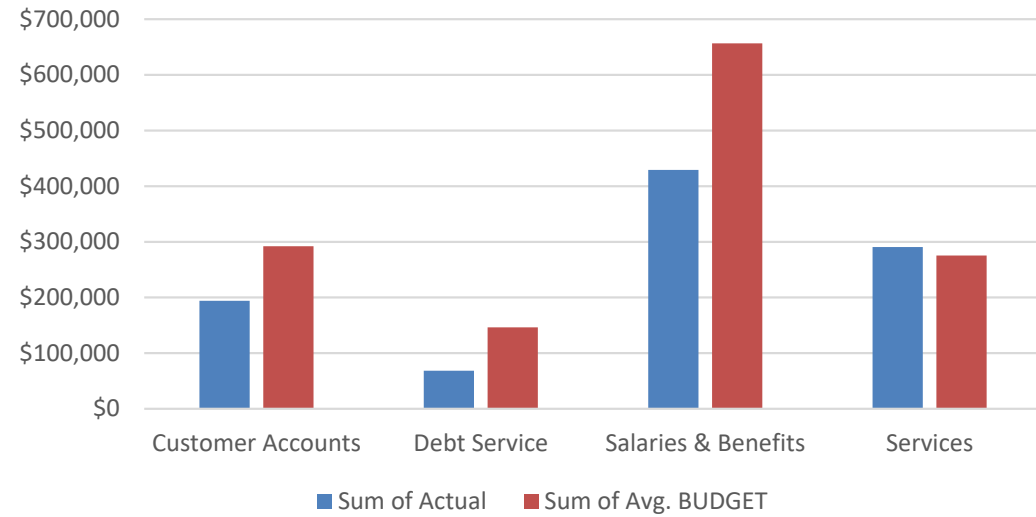


SCOTTS VALLEY WATER DISTRICT

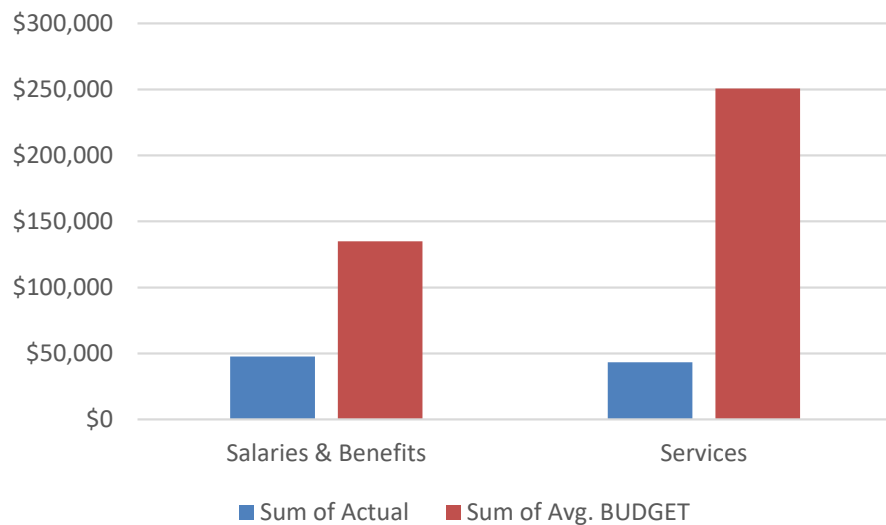
Administration



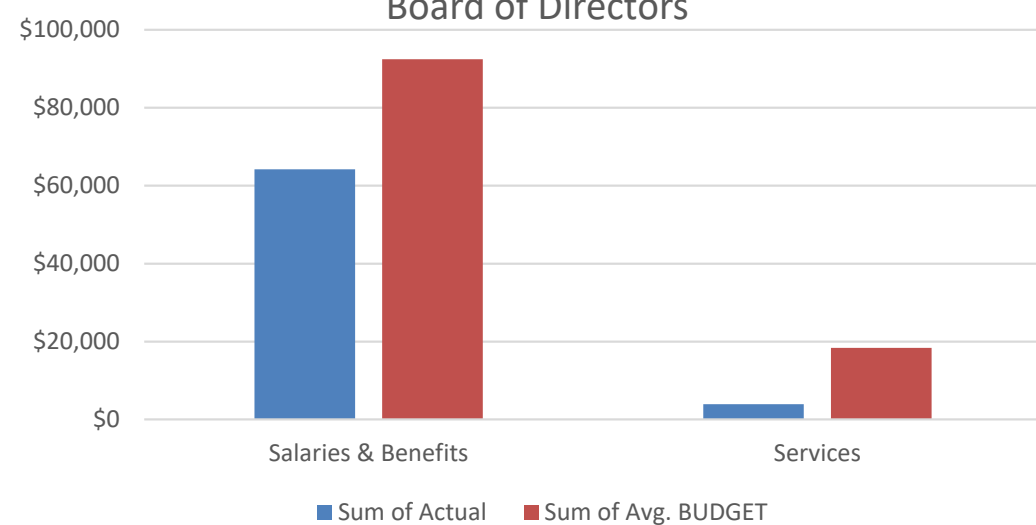
Finance / Customer Service



Engineering



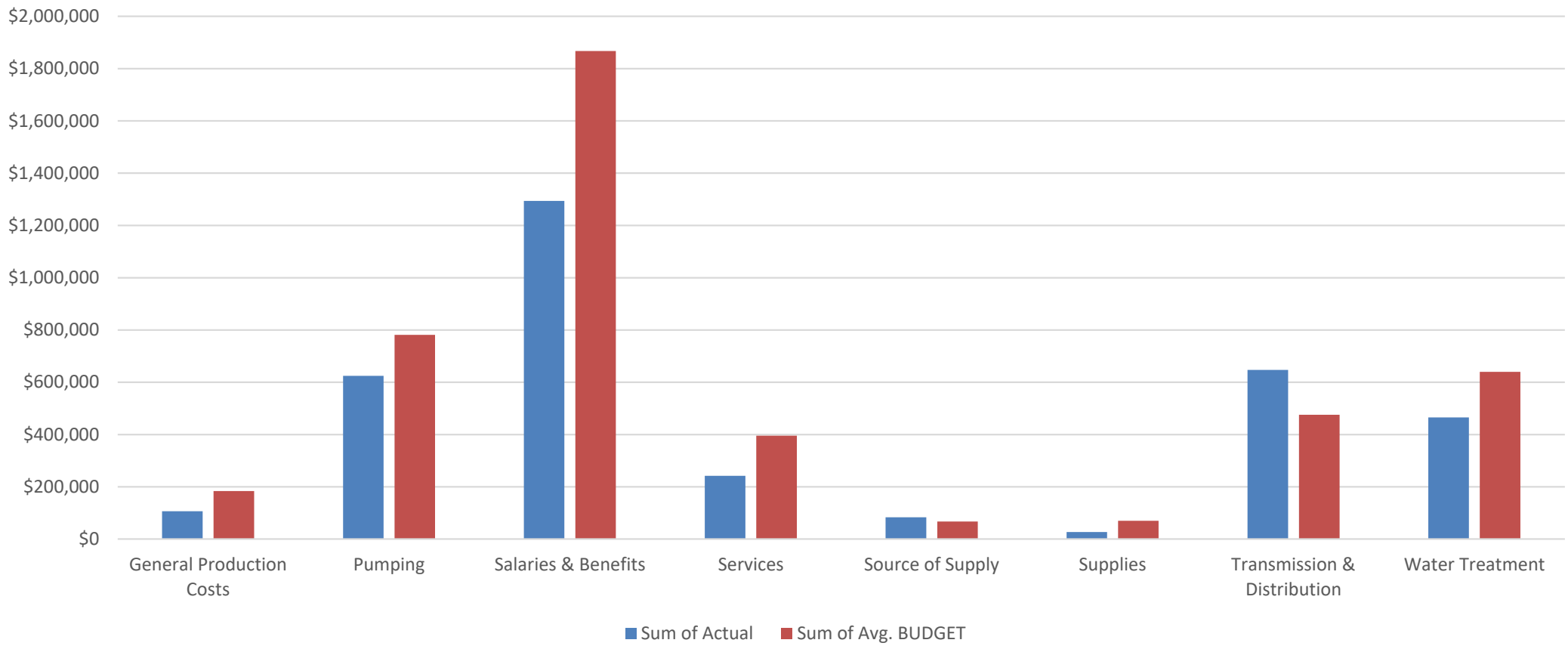
Board of Directors





SCOTTS VALLEY WATER DISTRICT

Operations





SCOTTS VALLEY
WATER DISTRICT

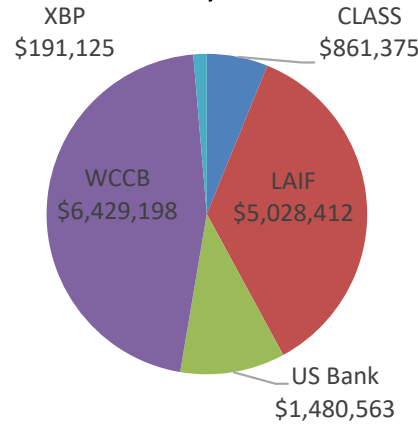
YTD Project Spending March 31, 2026

Project	Description	YTD	Budget	Remaining \$	Remaining %
C15007	Grace Wy Well	\$ 1,113,931	\$ 930,866	\$ (183,065)	-20%
C16024	Bethany Tank Rehabilitation	\$ 1,150	\$ 481,387	\$ 480,237	100%
C17011	Automated Metering Infrastructure (AMI)	\$ -	\$ 16,000	\$ 16,000	100%
C19020	El Pueblo Water Treatment Plant Improvements	\$ 230	\$ 181,410	\$ 181,180	100%
C19070	Vehicle Replacement Program	\$ 101,563	\$ 180,000	\$ 78,437	44%
C20010	Main Replacement Program - Potable	\$ 236,248	\$ 542,000	\$ 305,752	56%
C20040	Administrative Building Improvements	\$ 8,528	\$ 20,000	\$ 11,472	57%
C21010	Well 10 WTP Improvements	\$ 513	\$ 200,000	\$ 199,487	100%
C22010	Well 3B Replacement	\$ 203,564	\$ 339,951	\$ 136,387	40%
C22020	Specialized Operations Equipment	\$ -	\$ 49,227	\$ 49,227	100%
C23010	SCWD-SVWD System Intertic*	\$ 3,804,241	\$ 7,756,878	\$ 5,028,933	65%
C24010	Glenwood Tank Landslide Evaluation & Repair	\$ 19,930	\$ 495,000	\$ 475,070	96%
C24020	Monte Fiore PS Rehab	\$ 39,419	\$ 402,412	\$ 362,993	90%
C24030	System wide pressure reduction program	\$ 198,405	\$ 339,402	\$ 140,997	42%
C24040	Distribution system improvements in Montevalle	\$ -	\$ 112,045	\$ 112,045	100%
C24050	Corp Yard Improvements	\$ -	\$ 35,425	\$ 35,425	100%
C25000	SCADA Improvements- Teledesign Radio and Kingfisher RTU Replacements	\$ 36,698	\$ 202,127	\$ 165,428	82%
C26010	Orchard Run Well Rehab	\$ 78,876	\$ 255,000	\$ 176,124	69%
C26020	VFD installation at Orchard WTP	\$ -	\$ 175,000	\$ 175,000	100%
C26030	Solar Installation	\$ -	\$ 25,000	\$ 25,000	100%
C26040	Sequoia Tank Roof Recoat	\$ 264,244	\$ 292,280	\$ 28,036	10%
M17011	Meter Replacement Program	\$ 46,327	\$ 60,000	\$ 13,673	23%
C26050	PW Tank Seam Resealing	\$ 150,000	\$ 195,000	\$ 45,000	23%
	Project Expense Totals	\$ 6,303,868	\$ 13,286,410		



**SCOTTS VALLEY
WATER DISTRICT**

**Investment Summary
March 31, 2026**



Institution	Investment	CUSIP	Purchased	Maturity	Purchase \$	12/31/2025 Yield	03/31/26 Yield	12/31/2025 Value	03/31/26 Value	3/31/2026
LAIF	Local Agency Investment Fund		various			4.20%	3.98%	\$ 4,975,800	\$ 5,028,412	\$ 4,975,800
CLASS	California CLASS Local Govt Investment Pool		various			3.88%	3.70%	\$ 853,481	\$ 861,375	\$ 853,481
WCCB	Checking - General		various			0.50%	0.50%	\$ 290,569	\$ 288,663	\$ 290,569
WCCB	Checking - Payroll		various			0.50%	0.50%	\$ 74,104	\$ 95,408	\$ 74,104
WCCB	Checking - Revenue		various			0.50%	0.50%	\$ 1,000,000	\$ 1,000,000	\$ 1,000,000
WCCB	IntraFi Savings		various			4.15%	3.93%	\$ 832,985	\$ 5,045,127	\$ 832,985
XBP	Checking - Revenue		various			0.00%	0.00%	\$ 238,397	\$ 191,125	\$ 238,397
US Bank	Checking - Investments		various			0.16%	0.16%	\$ 712,578	\$ 3,563	\$ 712,578
US Bank	Safekeeping - Discover CD - 3 Yr	254676CH0	12/11/2023	12/11/2026	\$ 244,000	4.85%	4.85%	\$ 244,000	\$ 244,000	\$ -
US Bank	Safekeeping - Greenwood MFCU CD - 3 Yr	39729LAK7	12/11/2023	12/11/2026	\$ 248,000	4.90%	4.90%	\$ 248,000	\$ 248,000	\$ -
US Bank	Safekeeping - Morgan Stanley - 3 Yr	61690DSC3	6/5/2024	6/7/2027	\$ 246,000	4.90%	4.90%	\$ 246,000	\$ 246,000	\$ 246,649
US Bank	Safekeeping - Morgan Stanley Private - 3 Yr	61768E4S9	6/5/2024	6/7/2027	\$ 246,000	4.90%	4.90%	\$ 246,000	\$ 246,000	\$ 250,912
US Bank	Safekeeping - State Bank of India CD - 3 Yr	856288AM7	12/13/2024	12/13/2027	\$ 244,000	4.15%	4.15%	\$ 244,000	\$ 244,000	\$ 250,169
US Bank	Safekeeping - Celtic Bank CD - 3 Yr	15118RT31	12/20/2024	12/20/2027	\$ 249,000	4.05%	4.05%	\$ 249,000	\$ 249,000	\$ 250,169
	Subtotal for Unrestricted Funds:						3.61%	\$ 10,454,912	\$ 13,990,674	



SCOTTS VALLEY
WATER DISTRICT

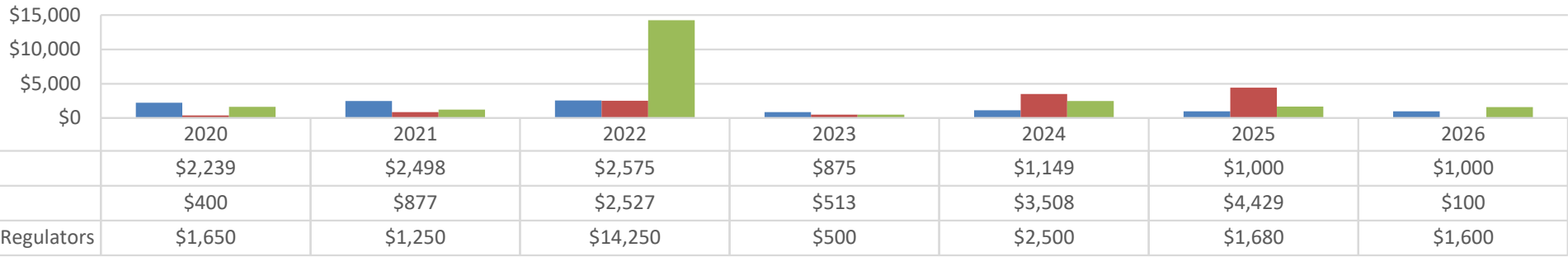
REBATE DETAILS
JULY 1, 2025 – MARCH 31, 2026

Type	Rebate Offerings	#Accounts	Qty / Sq Ft	Rebate Amount	Water Savings gal/year	Gallons Saved / \$ Spent
Irrigation Controller	\$100	1	1	\$100	7,500	75.01
Lawn Replacement	\$2 / Sq Ft	4	5788	\$11,576	103,022	8.90
Toilet Replacement	\$50-\$100	8	13	\$900	7,118	7.91
Pool Covers	Up to \$1,000	1	1	\$96	6,000	62.78
PRV	\$100	17	17	\$1,700	0-	



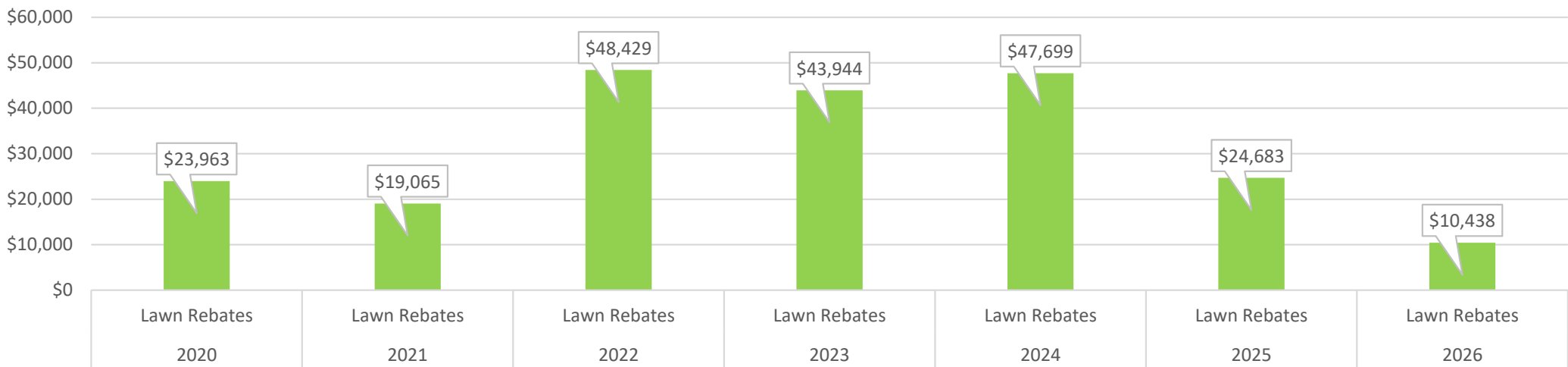
SCOTTS VALLEY WATER DISTRICT

Rebates July - March



Outdoor rebates include irrigation controllers and pool covers. Indoor rebates are for toilet replacements.

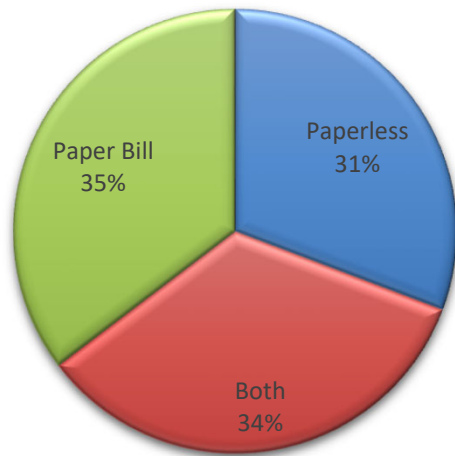
Turf Rebates July - March





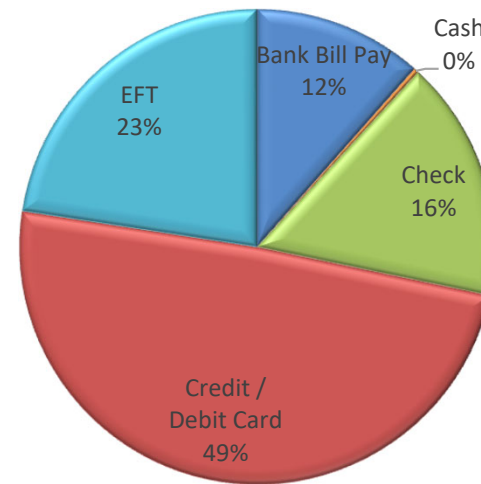
SCOTTS VALLEY
WATER DISTRICT

How do Customers Receive Their Bill?



■ Paperless ■ Both ■ Paper Bill

How do Customers Pay Their Bill?



Delinquent Account Tracking

	Total Water Accounts Receivable	Over 30 Days	Over 60 Days	Over 90 Days	Over 120 Days
At 04/09/26					
No. of Accounts	4552	210	89	49	9
Amount	\$715,800	\$21,940	\$9,245	\$4,668	\$2,102